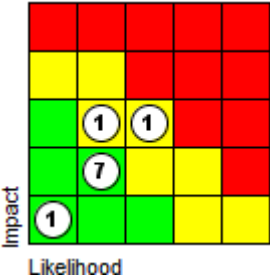

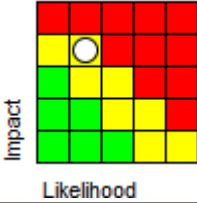
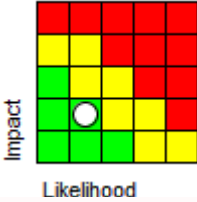
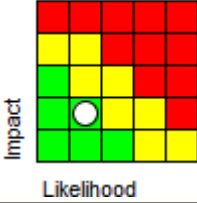

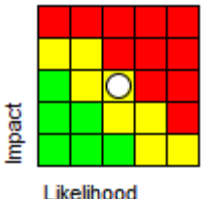
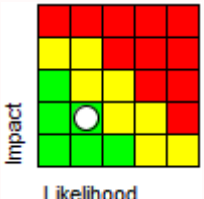
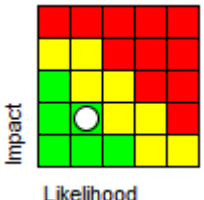



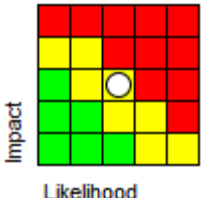
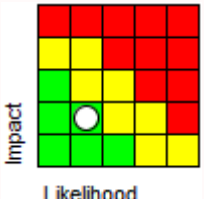
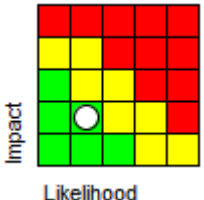
Service Risk Register - Transformation

Generated on: 02 February 2011


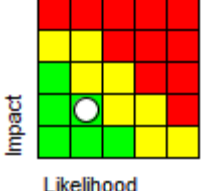
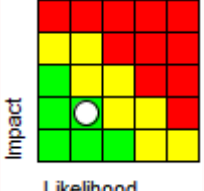
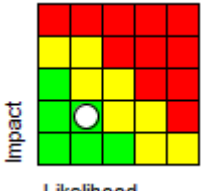
Transformation Team													
Current Risk Heat Map													
													
Status	Code	Title	Key										
	TT 01	Understanding local priorities	<table border="1"> <thead> <tr> <th colspan="2">Risk Status</th> </tr> </thead> <tbody> <tr> <td></td> <td>OK</td> </tr> <tr> <td></td> <td>Warning</td> </tr> <tr> <td></td> <td>Alert</td> </tr> <tr> <td></td> <td>Unknown</td> </tr> </tbody> </table>	Risk Status			OK		Warning		Alert		Unknown
Risk Status													
	OK												
	Warning												
	Alert												
	Unknown												
	TT 02	Poor quality uncoordinated community engagement											
	TT 03	Failure to deliver improvements in priority areas											
	TT 04	Failure to manage performance of the Council Plan											
	TT 05	Failure to develop investment to meet local needs											
	TT 06	Capacity of the organisation does not match our ambitions											
	TT 07	Failure to build effective partnerships											
	TT 08	Failure to co-operate in delivering the shared targets of the NYLAA											
	TT 09	Failure to involve our communities effectively											
	TT 10	Data Quality											

TT 01 Understanding local priorities			
Risk Code	Risk Title	Description	Status
TT 01	Understanding local priorities	Failure to understand the needs of our customers and community	
Consequences		Failing to meet local needs and aspirations. Discrimination. Poor outcomes for vulnerable people. Poor VFM achieved	
Original Matrix		Original Rating Description	
	Original Impact	D	2
		Major	Original Likelihood
Current Risk Matrix		Current Rating Description	
	Current Impact	B	2
		Minor	Current Likelihood
Target Risk Matrix		Target Rating Description	
	Target Impact	B	2
		Minor	Target Likelihood
Latest Progress			Last Review Date
09 Dec 2010 Transformation Team now running the Ryedale Citizens Panel and other engagement activity. Also supporting other units in their engagement work. Community Engagement Strategy being delivered effectively with recent developments in engaging the voluntary sector through the RSP and the Business Community through the Ryedale Business Forum and the Tourism Commissioning Project. Budget consultation undertaken this year through the Budget Simulator. Arrangements for the future support of parish planning in Ryedale are currently under review.			15 Apr 2009
			SMT Lead
			Clare Slater





TT 02 Poor quality uncoordinated community engagement				
Risk Code	Risk Title	Description		Status
TT 02	Poor quality uncoordinated community engagement	Poor quality community engagement that is not coordinated		
Consequences		Consultation fatigue. Lack of empowerment. Loss of influence for members of our communities		
Original Matrix		Original Rating Description		
	Original Impact	C	Original Likelihood	3
		Medium		Likely
Current Risk Matrix		Current Rating Description		
	Current Impact	B	Current Likelihood	2
		Minor		Not Likely
Target Risk Matrix		Target Rating Description		
	Target Impact	B	Target Likelihood	2
		Minor		Not Likely
Latest Progress			Last Review Date	SMT Lead
<p>09 Dec 2010 Community Engagement Programme is managed through the Transformation Team and the planning and delivery of engagement activity is improving across the Council and the RSP is helping to co-ordinate activity across partners. The council is also involved in the North Yorkshire Community Engagement Forum which includes a wide range of public sector partners and who work together to deliver joined up engagement and also in sharing intelligence and developing skills. The capacity of the Transformation Team has increased significantly in terms of skills and this has in turn increased the capacity of the Council across services to engage more effectively and in a more co-ordinated way</p>			15 Apr 2009	Clare Slater

TT 03 Failure to deliver improvements in priority areas				
Risk Code	Risk Title	Description	Status	
TT 03	Failure to deliver improvements in priority areas	Failure to deliver improvements in priority areas		
Consequences		Discrimination. Litigation. Damage to reputation. Poor outcomes		
Original Matrix		Original Rating Description		
	Original Impact	C	Original Likelihood	3
		Medium		Likely
Current Risk Matrix		Current Rating Description		
	Current Impact	B	Current Likelihood	2
		Minor		Not Likely
Target Risk Matrix		Target Rating Description		
	Target Impact	B	Target Likelihood	2
		Minor		Not Likely
Latest Progress			Last Review Date	SMT Lead
01 Feb 2011 Progress with delivering the Council Plan is reported to the Policy and Resources Committee at every meeting. A report detailing the delivery of the Councils Financial Strategy is also presented to this committee to compliment the performance report.			15 Apr 2009	Clare Slater

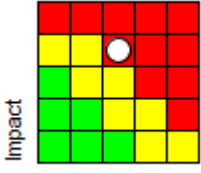
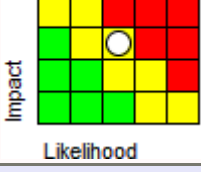
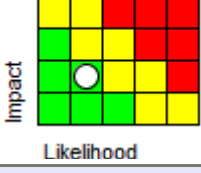
TT 04 Failure to manage performance of the Council Plan


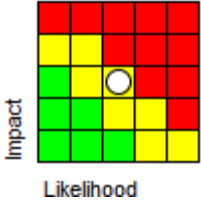
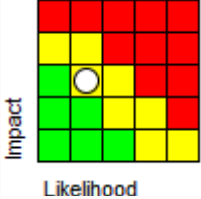
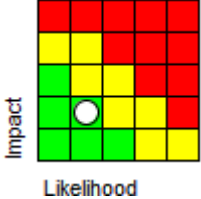
Risk Code	Risk Title	Description			Status
TT 04	Failure to manage performance of the Council Plan	Failure to management performance of the Council Plan			
Consequences		Poor outcomes for members of our communities, particularly the most vulnerable.			
Original Matrix		Original Rating Description			
		Original Impact	B	Original Likelihood	2
			Minor		Not Likely
Current Risk Matrix		Current Rating Description			
		Current Impact	B	Current Likelihood	2
			Minor		Not Likely
Target Risk Matrix		Target Rating Description			
		Target Impact	B	Target Likelihood	2
			Minor		Not Likely
Latest Progress				Last Review Date	SMT Lead
01 Feb 2011 Covalent now used effectively to manage the performance of the Council. Improvement Planning for the Council also managed through this system. Regular performance reporting to members of the Policy and Resources Committee.				15 Apr 2009	Clare Slater

TT 05 Failure to develop investment to meet local needs



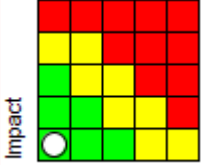
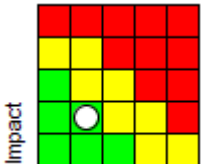
Risk Code	Risk Title	Description	Status	
TT 05	Failure to develop investment to meet local needs	Failure to develop investment to meet local needs		
Consequences				
Original Matrix		Original Rating Description		
	Original Impact	B	Original Likelihood	2
		Minor		Not Likely
Current Risk Matrix		Current Rating Description		
	Current Impact	B	Current Likelihood	2
		Minor		Not Likely
Target Risk Matrix		Target Rating Description		
	Target Impact	B	Target Likelihood	2
		Minor		Not Likely
Latest Progress			Last Review Date	SMT Lead
01 Feb 2011 VFM Strategy being implemented with VFM review programme underway and managed through covalent. VFM review programme linked to One 11 programme. Balanced budget being proposed to Council with no cuts proposed to front line services.			15 Apr 2009	Clare Slater


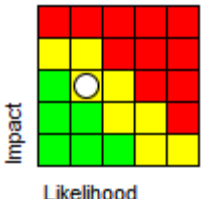
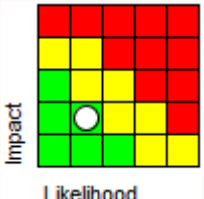
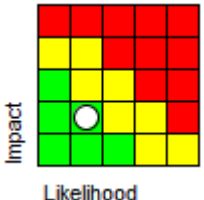
TT 06 Capacity of the organisation does not match our ambitions





Risk Code	Risk Title	Description		Status	
TT 06	Capacity of the organisation does not match our ambitions	Capacity of the organisation does not match our ambitions		▲	
Consequences		Failure to deliver improvements for local communities, damage to our reputation			
Original Matrix		Original Rating Description			
		Original Impact	D	Original Likelihood	3
			Major		Likely
Current Risk Matrix		Current Rating Description			
		Current Impact	C	Current Likelihood	3
			Medium		Likely
Target Risk Matrix		Target Rating Description			
		Target Impact	B	Target Likelihood	2
			Minor		Not Likely
Latest Progress				Last Review Date	SMT Lead
15 Dec 2010 Delivery of Council priorities being achieved with consequences and impact of one 11 programme being managed effectively				15 Apr 2009	Clare Slater

TT 07 Failure to build effective partnerships				
Risk Code	Risk Title	Description	Status	
TT 07	Failure to build effective partnerships	Failure to build effective partnerships		
Consequences		No added value achieved through partnership working		
Original Matrix		Original Rating Description		
	Original Impact	C	Original Likelihood	3
		Medium		Likely
Current Risk Matrix		Current Rating Description		
	Current Impact	C	Current Likelihood	2
		Medium		Not Likely
Target Risk Matrix		Target Rating Description		
	Target Impact	B	Target Likelihood	2
		Minor		Not Likely
Latest Progress			Last Review Date	SMT Lead
15 Dec 2010 Risks associated with significant partnerships being managed effectively			15 Apr 2009	Clare Slater

TT 08 Failure to co-operate in delivering the shared targets of the NYLAA

Risk Code	Risk Title	Description		Status	
TT 08	Failure to co-operate in delivering the shared targets of the NYLAA				
Consequences		Breaching our duty to co-operate			
Original Matrix		Original Rating Description			
		Original Impact	D	Original Likelihood	3
Current Risk Matrix			Current Impact		A
		Low		Current Likelihood	Very Low
Target Risk Matrix		Target Rating Description			
		Target Impact	B	Target Likelihood	2
Latest Progress			Minor		Target Likelihood
15 Dec 2010 NI's and LAA abolished by the coalition government				Last Review Date	SMT Lead
				15 Apr 2009	Clare Slater

TT 09 Failure to involve our communities effectively				
Risk Code	Risk Title	Description		Status
TT 09	Failure to involve our communities effectively			
Consequences		Breaching our duty to involve		
Original Matrix		Original Rating Description		
	Original Impact	C	Original Likelihood	2
		Medium		Not Likely
Current Risk Matrix		Current Rating Description		
	Current Impact	B	Current Likelihood	2
		Minor		Not Likely
Target Risk Matrix		Target Rating Description		
	Target Impact	B	Target Likelihood	2
		Minor		Not Likely
Latest Progress			Last Review Date	SMT Lead
15 Dec 2010 Top quartile performance in relevant indicators. Citizens panel now fully operational and effective. Responses being used to influence future service design and delivery and prioritisation.			15 Apr 2009	Clare Slater

TT 10 Data Quality					
Risk Code	Risk Title	Description		Status	
TT 10	Data Quality	Failure to manage data quality			
Consequences					
Original Matrix		Original Rating Description			
	Original Impact	D	Original Likelihood	2	
		Major		Not Likely	
Current Risk Matrix		Current Rating Description			
	Current Impact	B	Current Likelihood	2	
		Minor		Not Likely	
Target Risk Matrix		Target Rating Description			
	Target Impact	B	Target Likelihood	2	
		Minor		Not Likely	
Latest Progress				Last Review Date	SMT Lead
15 Dec 2010 Data quality checks undertaken regularly by Transformation Team. Positive feedback from auditors on use of resources for 2009/10 though assessment not scored.				17 May 2009	Clare Slater